



# Visitor Court Bookings

Pirates Tennis Club uses SportyHQ to manage court bookings. The following document explains how a visitor is able to book a court.

*To ensure that members get priority, visitors are only able to book courts during certain periods, and only 1 day in advance.*

To book a court, you must have a SportyHQ account and be affiliated with Pirates Tennis Club. These are once off operations, which will allow you to book courts in the future.

## Contents

---

Registering an Account .....	2
Affiliating with Pirates .....	4
Booking a Court .....	5

# Registering an Account

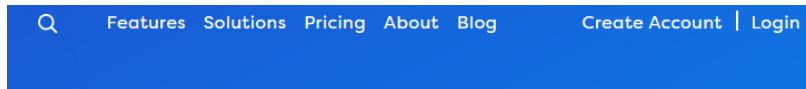
---

## Visit the SportyHQ Website

Open your web browser and go to the [SportyHQ](https://www.sportyhq.com/) website (<https://www.sportyhq.com/>).

## Create an Account

Click on the "Create Account" button on the homepage to start creating an account.



## Fill in Your Details

Provide the initial information name and email address.



Create account

  
  
  
 I agree to SportyHQ's [terms of service](#) and [privacy policy](#).  

Already have an account? [Sign In](#)

Tick the checkbox to accept the terms of service.

## Verify Your Email

Check your email for a verification message from SportyHQ. Click on the verification link provided in the email to confirm your account.

## Complete Account Setup

Enter a username and password to complete your account set up.

## Enroll as a Tennis Player

Select "My Profile", "Edit my Profile", and then "Enrolled Sports".

The screenshot shows the SportyHQ user profile page. The left sidebar contains navigation options: Dashboard, My Profile, Rankings, Enter Result, Tournaments, Leagues, Player Comparison, My Mini Ladders (Updated), Facilities, Governing Bodies, and SportyHQ Premium. The main content area is titled 'Profile' and includes sections for Basic Information, Emergency Contacts, Profile Photo, Privacy Settings, Username, Clubs, Quick Links, Email Preferences, Enrolled Sports (highlighted in orange), SportyHQ Premium, and Additional Settings. On the right, the 'Sports & Rankings' section displays a message: 'You are not enrolled in any sports.' Below this, the 'Enroll in another sport...' section lists various sports: Squash (Singles), Squash (Doubles), Racketball (Squash 57), Racketball Doubles (Squash 57), US Racquetball (Singles), US Racquetball (Doubles), Beach Tennis (Singles), Beach Tennis (Doubles), Tennis (Singles), and Tennis (Doubles).

Then select "Tennis (Singles)" and "Tennis (Doubles)". You will not be able to book a tennis court unless you have enrolled for one of the two.

Sports & Rankings			
Sport	Current Rating	Provisional	
Tennis (Doubles)			<a href="#">Remove Sport</a>
Tennis (Singles)			<a href="#">Remove Sport</a>

# Affiliating with Pirates

## Log In

Visit the SportyHQ website and log in to your account using your credentials.

## Find Pirates Tennis Club

Click on the Facilities button on the left hand menu and search for Pirates Tennis Club.

The screenshot shows the 'Facilities' search interface. On the left, there is a search bar with 'pirates' entered and a filter section for 'Your affiliations' with three checkboxes: 'Gauteng Central Tennis Association', 'Gauteng Tennis Association', and 'Tennis South Africa'. The main area displays the search results for 'Pirates Tennis Club'. The results list the club name, its location (Cruden Bay Road, Greenside, Johannesburg, Gauteng, 2193, South Africa), and its affiliations: 'Affiliated to', 'Affiliated to Tennis South Africa', 'Affiliated to Gauteng Central Tennis Association', and 'Affiliated to Gauteng Tennis Association'. It also lists the sports 'Tennis (Doubles)' and 'Tennis (Singles)'. At the bottom, it indicates '1 result'.

Or click directly on this link

[Pirates Tennis Club | Clubs - SportyHQ](#)

## Request Affiliation

Click on the button to register as a visitor at Pirates.

The screenshot shows the 'Pirates Tennis Club' page. At the top, it says 'Pirates Tennis Club' and 'Clubs / Pirates Tennis Club'. Below this is a prominent orange button that reads 'Register As A Player At This Club (Free)'. Underneath the button is a section titled 'Contact Info'.

## Confirm Affiliation

If your request is approved, you may need to confirm your affiliation or follow any additional steps outlined by the facility (ignore the fact that it mentions squash).

The screenshot shows the 'Join Pirates Tennis Club' confirmation page. It starts with the heading 'Join Pirates Tennis Club'. Below this, it states: 'To affiliate to this facility, you must acknowledge and consent to the following:'. This is followed by a list of three terms:

- That by affiliating to this facility, you consent to **share your personal profile information with this facility**. You can revoke conse
- That you play Squash (Singles) at this location.
- That you fulfill any membership requirements (if applicable) that the club has.

Below the list is a checkbox labeled 'I AGREE AND ACKNOWLEDGE THESE TERMS'. At the bottom of the form is an orange 'Confirm' button.

## Access Facility-Specific Features

After affiliating, you will be able to book a court, if available.

# Booking a Court

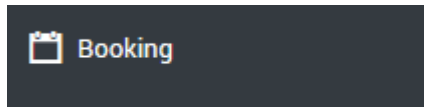
---

## Log In

Return to the SpartyHQ website and log in with your account credentials.

## Locate the Court Booking Section

Navigate to the section of the website dedicated to court bookings.



## Choose a Location and Sport

If you are affiliated with multiple clubs, you must choose Pirates Tennis Club to book a court at.

## Select Date and Time

Choose the date and time you want to book the court.

08:00 30m <a href="#">Reserve</a>	08:00 30m You do not have sufficient booking privileges.	08:00 30m You do not have sufficient booking privileges.	08:00 30m You do not have sufficient booking privileges.
08:30 30m <a href="#">Reserve</a>	08:30 30m You do not have sufficient booking privileges.	08:30 30m You do not have sufficient booking privileges.	08:30 30m You do not have sufficient booking privileges.
09:00 30m <a href="#">Reserve</a>	09:00 30m You do not have sufficient booking privileges.	09:00 30m You do not have sufficient booking privileges.	09:00 30m You do not have sufficient booking privileges.
09:30 30m <a href="#">Reserve</a>	09:30 30m You do not have sufficient booking privileges.	09:30 30m You do not have sufficient booking privileges.	09:30 30m You do not have sufficient booking privileges.









Courts available to visitors will be available to be reserved. *To ensure that members get priority, visitors are only able to book courts during certain periods, and only 1 day in advance.*

## Payment

Fees will automatically calculated by the platform. You will need to add funds to your account, and then pay for the booking. Follow the provided instructions for payment.

Multiple payment options are available.

**How will you be paying today?**

Credit & Cheque card	
Samsung Pay	
Instant EFT	
Capitec Pay	
SnapScan	
Zapper	
Bank QR Code Apps	
Scan to Pay	

## Confirmation

You will get a notification to indicate that your payment was successful and that your booking is confirmed. Enjoy your tennis.